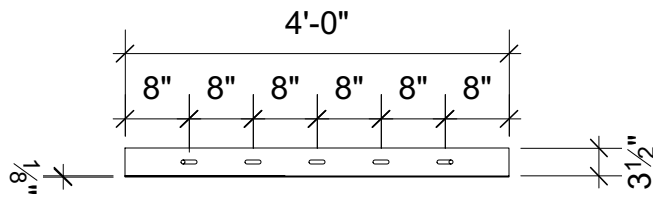
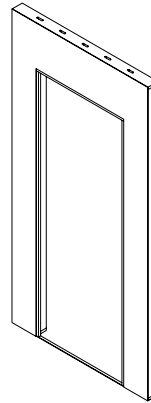


Top



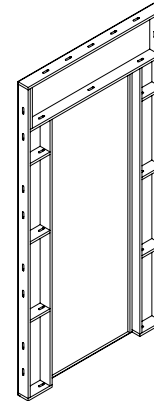
Right Iso

1/4"=1' Scale



Back Right Iso

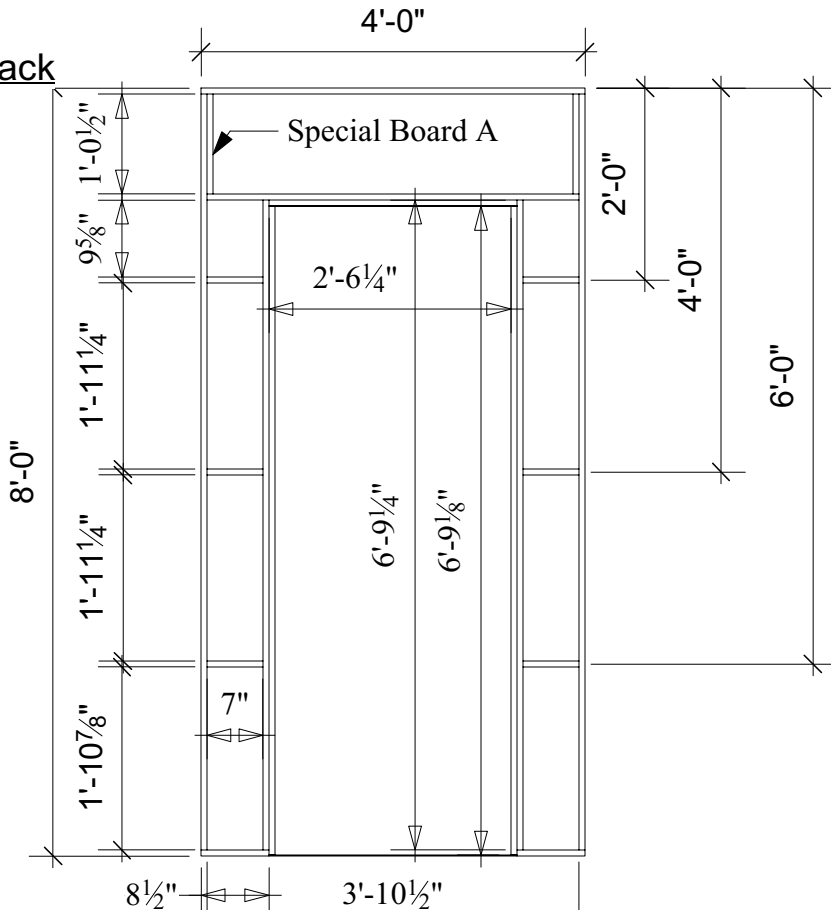
1/4"=1' Scale



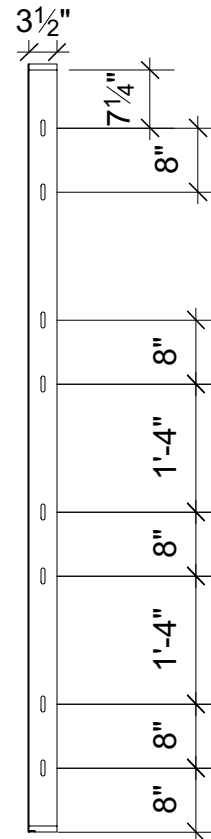
General Notes

- Build:** (4) For Second Floor, One Without a Door
(2) For Rolling Door Units
- Pull:** (4) From Stock
- Cut List:**
1/4" Luan:
(1) 4'x8' (Route the doorway hole from whole sheet)
1x4 Pine:
(2) 7'-10 1/2"
(2) 6'-9 1/4"
(1) 4'-0"
(1) 3'-10 1/2"
(2) 0'-8 1/2"
(6) 0'-7"
Special Board A: OUT OF PLYWOOD!
(2) 0'-3/4" x 3-1/2" x 1'-0 1/2"
1/8" x 1" Strap Steel:
(1) 4'-0" (For flying door base strap)
- Router Notes.** Special Instructions:
-Top 4' Rail gets normal routing
-7'10 1/2" Stiles get normal routing
-3'-10 1/2" Toggle gets routing at 5 1/4" Off Both Ends and at 1'-11 1/4" AKA Center
-7" Toggles get routing at 5 1/4" Off One End
-8 1/2" Rails get routing at 6" Off One End

Back



Side



Show Name Noises Off 2019		
Reference 1/2"=1'	Drawn By Scott Bedell	Date 09/04/19
CAD File Name Standard Doorway Flat		